








You have the right to remain **Pest Free**™

705-878-3378 | 888-576-7378 | 705-760-5696

Common Name	Size	Methods of Introduction	Preferred Locations	Control Methods
<b>Acrobat Ants</b> 	<ul style="list-style-type: none"> <li>Workers are 2.5-4 mm</li> <li>Queens are 10 mm</li> </ul>	<ul style="list-style-type: none"> <li>Sweets and proteins</li> <li>Often feed on honeydew produced by aphids</li> </ul>	<ul style="list-style-type: none"> <li>Moisture damaged wood, Styrofoam, rocks, logs, firewood or fungal damaged wood</li> </ul>	<ul style="list-style-type: none"> <li>Locating and treating the nest directly</li> </ul>
<b>Carpenter Ants</b> 	<ul style="list-style-type: none"> <li>Workers are 3.5-14 mm</li> <li>Queens are 13-17 mm</li> </ul>	<ul style="list-style-type: none"> <li>Sweets, eggs, meats, cakes, grease or insects</li> </ul>	<ul style="list-style-type: none"> <li>Moisture damaged wood</li> <li>Rotting fence posts, stumps, old firewood, or fungus rotted wood</li> <li>Insulation</li> </ul>	<ul style="list-style-type: none"> <li>Locating and treating the nest directly</li> </ul>
<b>Pavement Ants</b> 	<ul style="list-style-type: none"> <li>Workers are 2.5-4 mm</li> <li>Queens are 8 mm</li> </ul>	<ul style="list-style-type: none"> <li>Insects, honeydew, meats, nuts, cheese, honey or bread</li> <li>Prefer meats and grease</li> </ul>	<ul style="list-style-type: none"> <li>Outside under stones, cracks in pavement,</li> <li>Inside they nest in walls, or insulation</li> <li>They prefer ground level masonry walls near a heat source</li> <li>They often follow pipes through slabs to upper floors of buildings</li> </ul>	<ul style="list-style-type: none"> <li>Treating the exterior of the building to place a barrier</li> <li>Treating interior cracks and crevices in basement and first floor</li> </ul>
<b>Pharaoh Ants</b> 	<ul style="list-style-type: none"> <li>Workers are 1.5-2 mm</li> <li>Queens are 4 mm</li> </ul>	<ul style="list-style-type: none"> <li>Sweets such as syrups, pies, meats or dead insects</li> </ul>	<ul style="list-style-type: none"> <li>Nest indoors only in Ontario</li> <li>Nest in warm areas 27 to 30 degrees Celsius and humid places</li> <li>80% in wall voids, baseboards or under floors</li> <li>Often use telephone and electrical wires to travel</li> <li>Will not be found nesting outdoors in Ontario</li> </ul>	<ul style="list-style-type: none"> <li>Baiting is the only effective means of control for this species of ant</li> <li>Placing bait as close to possible to the trailing ants where they enter a nest site</li> <li>The bait must not be disturbed and insecticide spray must not be used, otherwise treatment will not be effective</li> </ul>
<b>Field Ants</b> 	<ul style="list-style-type: none"> <li>Workers 3-9mm</li> <li>Queens 9mm</li> </ul>	<ul style="list-style-type: none"> <li>Honeydew from aphids, mealy bugs, scale insects found on trees and shrubs</li> </ul>	<ul style="list-style-type: none"> <li>Nest outdoors in Ontario</li> <li>Construct mounds of plant material, often grass but also twigs, leaves and/or pine needles, in cracks of sidewalks, or along foundation walls at the base of trees</li> </ul>	<ul style="list-style-type: none"> <li>Follow the ants back to their nest and treat the nest site directly</li> <li>Apply a residual treatment around perimeter of structure to prevent their entry</li> </ul>

### Ant Tips

Do not store firewood indoors and store it away from the home. Keep trees and shrubs trimmed to eliminate ant entrance via branches protruding onto the home. Seal around pipes, utility line entrances, doors and windows to prevent ant entry. Check the roof and keep it in good repair to reduce chances of water damage. Keep plants that are prone to aphid infestation away from the home.